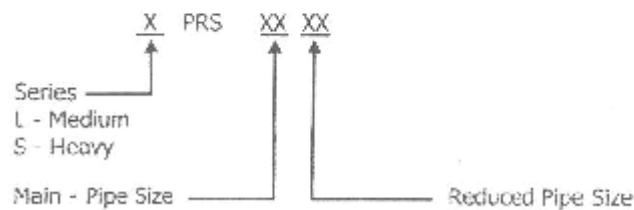


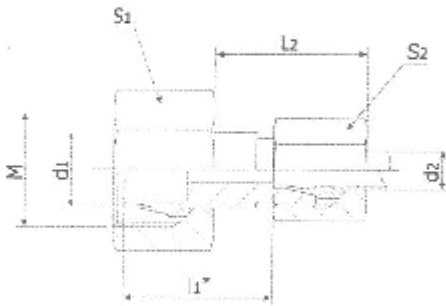

* refers to tube end

PIPE REDUCTION SLEEVE

S	TUBE O.D.		M	L ₂	l ₁	S ₁	S ₂	PART NUMBER	WT. Kg/100 PIECES	
	d ₁	d ₂								
L	8	6	M14x1.5	24	23.5	17	14	LPRS 08 06	4.0	
	10	6	M16x1.5	24	23.5	19	14	LPRS 10 06	4.7	
	10	8	M16x1.5	24	23.5	19	17	LPRS 10 08	5.2	
	12	6	M18x1.5	24	23.5	22	14	LPRS 12 06	5.9	
	12	8	M18x1.5	24	23.5	22	17	LPRS 12 08	6.3	
	12	10	M18x1.5	25	24.5	22	19	LPRS 12 10	6.9	
	15	6	M22x1.5	23	23.5	27	14	LPRS 15 06	8.2	
	15	8	M22x1.5	23	23.5	27	17	LPRS 15 08	8.9	
	15	10	M22x1.5	24	24.5	27	19	LPRS 15 10	9.3	
	15	12	M22x1.5	24	24.5	27	22	LPRS 15 12	10.0	
	M	18	6	M26x1.5	23	24.5	32	14	LPRS 18 06	10.8
		18	8	M26x1.5	23	24.5	32	17	LPRS 18 08	11.0
		18	10	M26x1.5	24	25.5	32	19	LPRS 18 10	11.7
		18	12	M26x1.5	24	25.5	32	22	LPRS 18 12	12.5
		18	15	M26x1.5	26	26.5	32	27	LPRS 18 15	14.9
		H	22	6	M30x2	24	25.5	36	14	LPRS 22 06
	22		8	M30x2	24	25.5	36	17	LPRS 22 08	14.9
	22		10	M30x2	25	26.5	36	19	LPRS 22 10	15.1
22	12		M30x2	25	26.5	36	22	LPRS 22 12	16.0	
22	15		M30x2	27	27.5	36	27	LPRS 22 15	18.0	
22	18		M30x2	27	27	36	32	LPRS 22 18	19.8	

PART NUMBER CODE



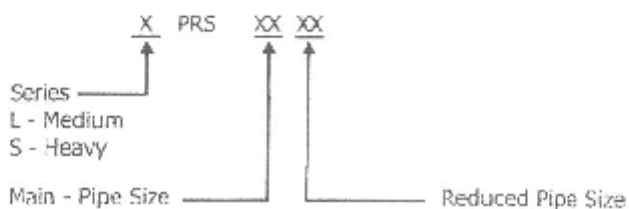


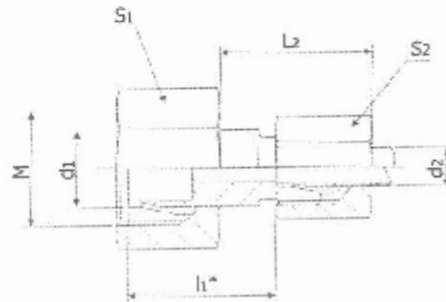

↳ refers to tube end

PIPE REDUCTION SLEEVE

S E R I E S	TUBE O.D.		M	L ₂	L ₁	S ₁	S ₂	PART NUMBER	WT. Kg/100 PIECES
	d1	d2							
L	28	6	M36x2	25	26.5	41	14	LPRS 28 06	18.5
	28	8	M36x2	25	26.5	41	17	LPRS 28 08	19.3
	28	10	M36x2	26	27.5	41	19	LPRS 28 10	20.0
	28	12	M36x2	26	27.5	41	22	LPRS 28 12	20.5
	28	15	M36x2	27	28.5	41	27	LPRS 28 15	22.5
	28	18	M36x2	28	28	41	32	LPRS 28 18	24.5
	28	22	M36x2	30	30	41	36	LPRS 28 22	26.8
M	35	6	M45x2	25	31.5	50	14	LPRS 35 06	30.8
	35	8	M45x2	25	31.5	50	17	LPRS 35 08	31.2
	35	10	M45x2	26	32.5	50	19	LPRS 35 10	32.0
	35	12	M45x2	26	32.5	50	22	LPRS 35 12	32.0
	35	15	M45x2	27	33.5	50	27	LPRS 35 15	34.8
	35	18	M45x2	28	33	50	32	LPRS 35 18	36.2
	35	22	M45x2	30	35	50	36	LPRS 35 22	37.8
S	42	6	M52x2	25	32.5	60	14	LPRS 42 06	-
	42	8	M52x2	25	32.5	60	17	LPRS 42 08	-
	42	10	M52x2	26	33.5	60	19	LPRS 42 10	45.0
	42	12	M52x2	26	33.5	60	22	LPRS 42 12	45.9
	42	15	M52x2	27	34.5	60	27	LPRS 42 15	47.0
	42	18	M52x2	28	34	60	32	LPRS 42 18	48.9
	42	22	M52x2	30	36	60	36	LPRS 42 22	51.0
	42	28	M52x2	30	36	60	41	LPRS 42 28	53.0
	42	35	M52x2	34	35	60	50	LPRS 42 35	58.3

PART NUMBER CODE



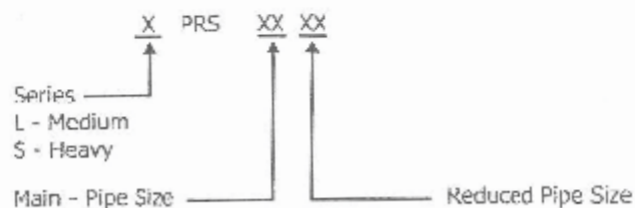


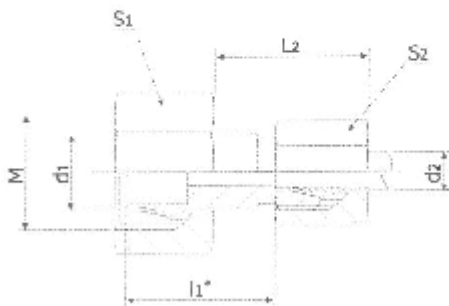

* refers to tube end

PIPE REDUCTION SLEEVE

S E R I E S	TUBE O.D.		M	L2	I1	S1	S2	PART NUMBER	WT. Kg/100 PIECES
	d1	d2							
S H E A V Y	8	6	M16x1.5	25	25	19	17	SPRS 08 06	6.5
	10	6	M18x1.5	25	26	22	17	SPRS 10 06	7.0
	10	8	M18x1.5	25	26	22	19	SPRS 10 08	7.5
	12	6	M20x1.5	26	27	24	17	SPRS 12 06	8.0
	12	8	M20x1.5	26	27	24	19	SPRS 12 08	8.5
	12	10	M20x1.5	27	26.5	24	22	SPRS 12 10	9.9
	14	6	M22x1.5	26	29	27	17	SPRS 14 06	10.4
	14	8	M22x1.5	26	29	27	19	SPRS 14 08	10.9
	14	10	M22x1.5	27	28.5	27	22	SPRS 14 10	12.1
	14	12	M22x1.5	27	28.5	27	24	SPRS 14 12	12.6
	16	6	M24x1.5	26	29	30	17	SPRS 16 06	12.1
	16	8	M24x1.5	26	29	30	19	SPRS 16 08	12.6
	16	10	M24x1.5	27	28.5	30	22	SPRS 16 10	14.0
	16	12	M24x1.5	27	28.5	30	24	SPRS 16 12	14.5
	16	14	M24x1.5	30	30	30	27	SPRS 16 14	16.1
	20	6	M30x2	27	34	36	17	SPRS 20 06	17.9
	20	8	M30x2	27	34	36	19	SPRS 20 08	18.4
	20	10	M30x2	28	33.5	36	22	SPRS 20 10	19.5
	20	12	M30x2	28	33.5	36	24	SPRS 20 12	20.4
	20	14	M30x2	31	35	36	27	SPRS 20 14	22.5
20	16	M30x2	31	34.5	36	30	SPRS 20 16	23.9	

PART NUMBER CODE





* refers to tube end

PIPE REDUCTION SLEEVE

S E R I E S	TUBE O.D.		M	L ₂	l ₁	S ₁	S ₂	PART NUMBER	WT. Kg/100 PIECES
	d1	d2							
S	25	6	M36x2	28	37	46	17	SPRS 25 06	31.3
	25	8	M36x2	28	37	46	19	SPRS 25 08	31.9
	25	10	M36x2	29	36.5	46	22	SPRS 25 10	33.0
	25	12	M36x2	29	36.5	46	24	SPRS 25 12	33.6
	25	14	M36x2	32	38	46	27	SPRS 25 14	36.0
	25	16	M36x2	32	37.5	46	30	SPRS 25 16	36.8
	25	20	M36x2	35	37.5	46	36	SPRS 25 20	40.8
H E A V Y	30	6	M42x2	27	39	50	17	SPRS 30 06	37.8
	30	8	M42x2	27	39	50	19	SPRS 30 08	38.8
	30	10	M42x2	28	38.5	50	22	SPRS 30 10	39.8
	30	12	M42x2	28	38.5	50	24	SPRS 30 12	40.4
	30	14	M42x2	31	40	50	27	SPRS 30 14	42.3
	30	16	M42x2	31	39.5	50	30	SPRS 30 16	43.4
	30	20	M42x2	35	39.5	50	36	SPRS 30 20	47.6
	30	25	M42x2	38	40	50	46	SPRS 30 25	50.1
	38	6	M52x2	27	43	60	17	SPRS 38 06	55.5
	38	8	M52x2	27	43	60	19	SPRS 38 08	55.7
38	10	M52x2	28	42.5	60	22	SPRS 38 10	57.6	
38	17	M52x2	28	42.5	60	24	SPRS 38 12	58.0	
38	14	M52x2	31	44	60	27	SPRS 38 14	60.0	
38	16	M52x2	31	43.5	60	30	SPRS 38 16	61.3	
38	20	M52x2	35	43.5	60	36	SPRS 38 20	66.2	
38	25	M52x2	38	44	60	46	SPRS 38 25	76.9	
38	30	M52x2	41	44.5	60	50	SPRS 38 30	80.0	

PART NUMBER CODE

